

# How to: Search the Web

Websites are a set of online pages that allow us to browse different bits of information. We can access websites by entering the 'web address' into our browser. We can also access websites through Google. Some examples of web addresses are:

[www.carersleeds.org.uk](http://www.carersleeds.org.uk)

[www.google.co.uk](http://www.google.co.uk)

[www.facebook.com](http://www.facebook.com)

carers advice line  
**0113 380 4300**

6-8 The Headrow, Leeds, LS1 6PT

Tel 0113 246 8338

Email [advice@carersleeds.org.uk](mailto:advice@carersleeds.org.uk)

Website [carersleeds.org.uk](http://carersleeds.org.uk)


Twitter @CarersLeeds

Facebook Carers Leeds

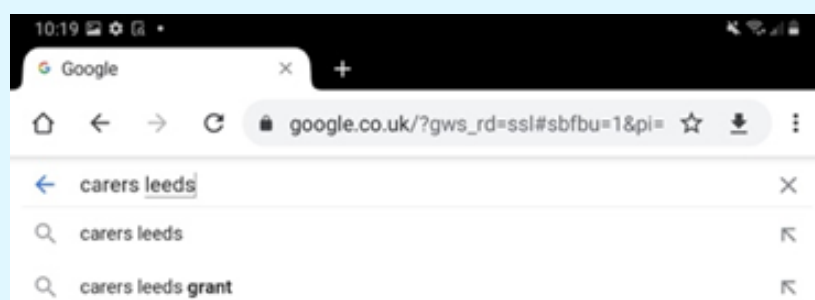
Open the Google Chrome app on your device. This is the logo:

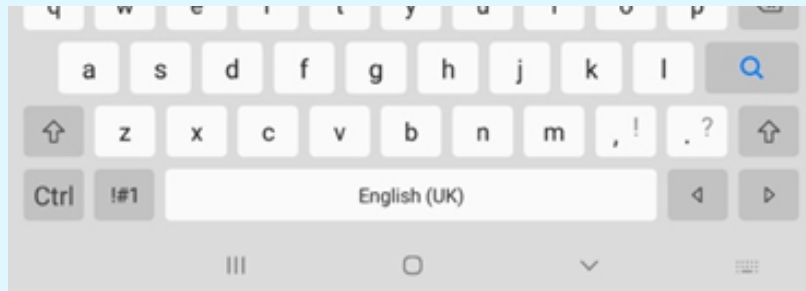


Tap the search bar in the middle of your screen.




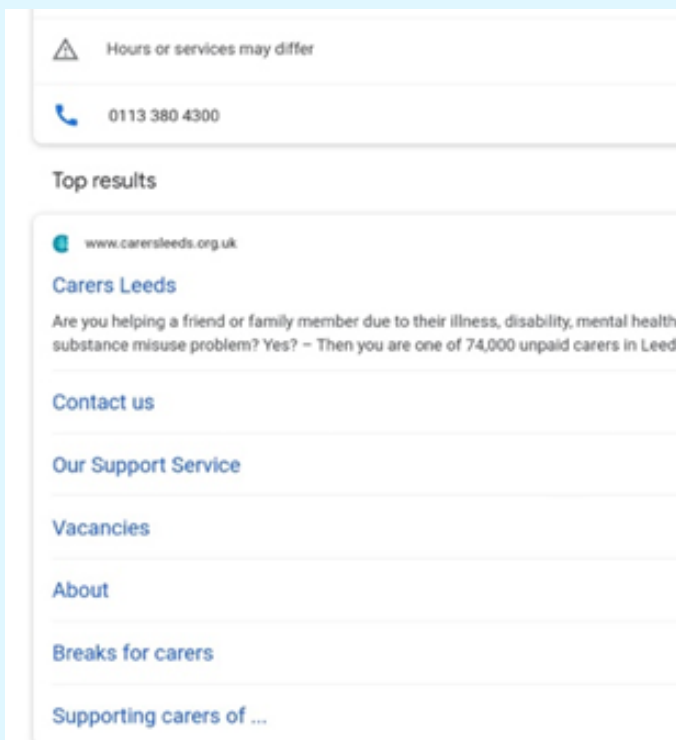
Type in the information/website you want to search for (i.e. Carers Leeds) and tap the blue spy glass on your keyboard to search.





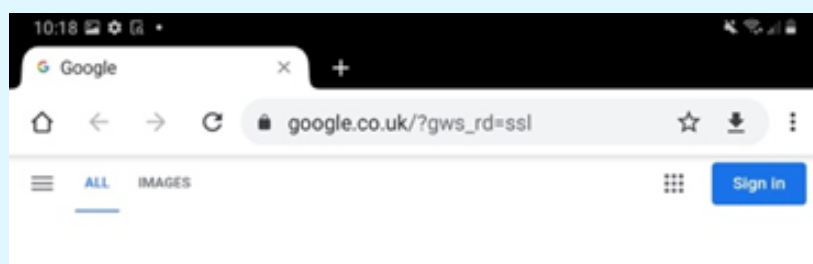
Google will bring up results related to your search. Scroll down to find the website/information you were looking for. Tap on the blue font - this is a link that will take you to a website.

You have now searched for and opened a website!

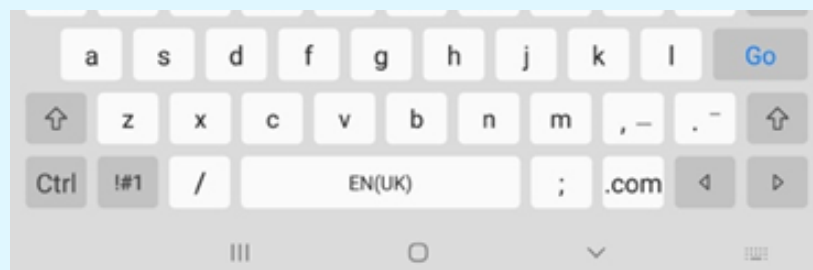


Alternatively, you might know the web address. If so, you can access this via the search bar at the top of your browser at any time.

Tap in the search bar at the top of the screen and type in the web address you want.



Tap 'Go' on your keyboard. This will take you to the website.



**Note:** websites will ask you to accept 'cookies' - this is safe to do as it is just a small piece of data stored by the web browser whilst you view a site!