

How to: Join a Zoom Meeting

Zoom is a free app that allows us to make video calls with our friends, family, and support networks. At Carers Leeds, we run some of our support groups on Zoom as it is a quick way to connect with others when we can't commit to meeting face-to-face. To use Zoom, you can download it for free on the Google Playstore, App Store, or Google (if using a computer).

carers advice line
0113 380 4300

6-8 The Headrow, Leeds, LS1 6PT
Tel 0113 246 8338
Email advice@carersleeds.org.uk

Website carersleeds.org.uk
Twitter @CarersLeeds
Facebook Carers Leeds

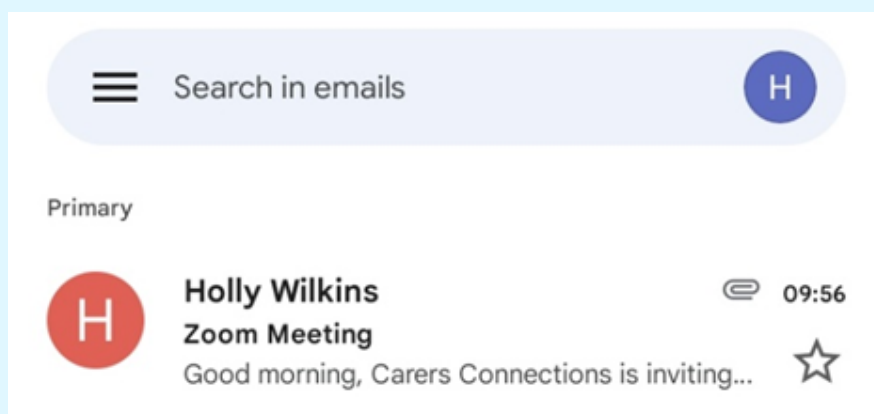
Ensure Zoom is downloaded. This is the logo:



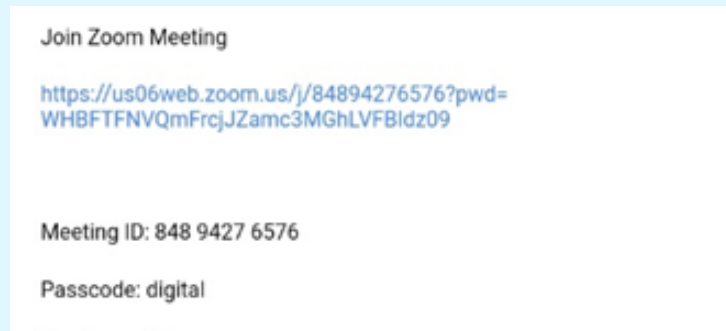
Prior to a Zoom meeting, the host will invite you to join (usually via email). Open Email on your device.



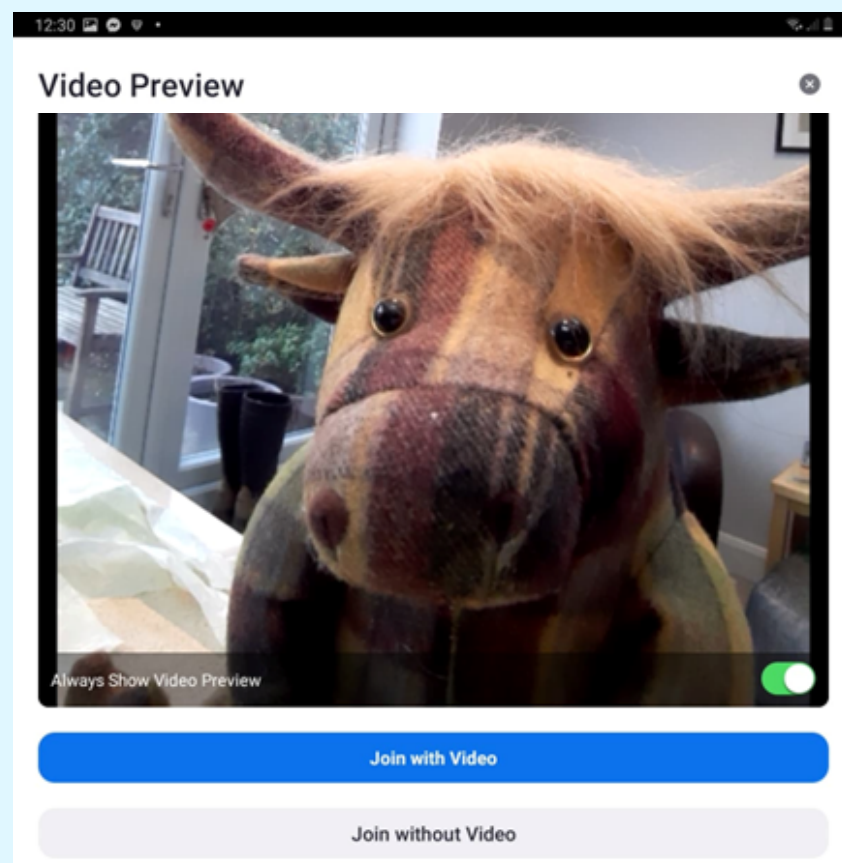
In your inbox, tap on the invite email from the meeting host.



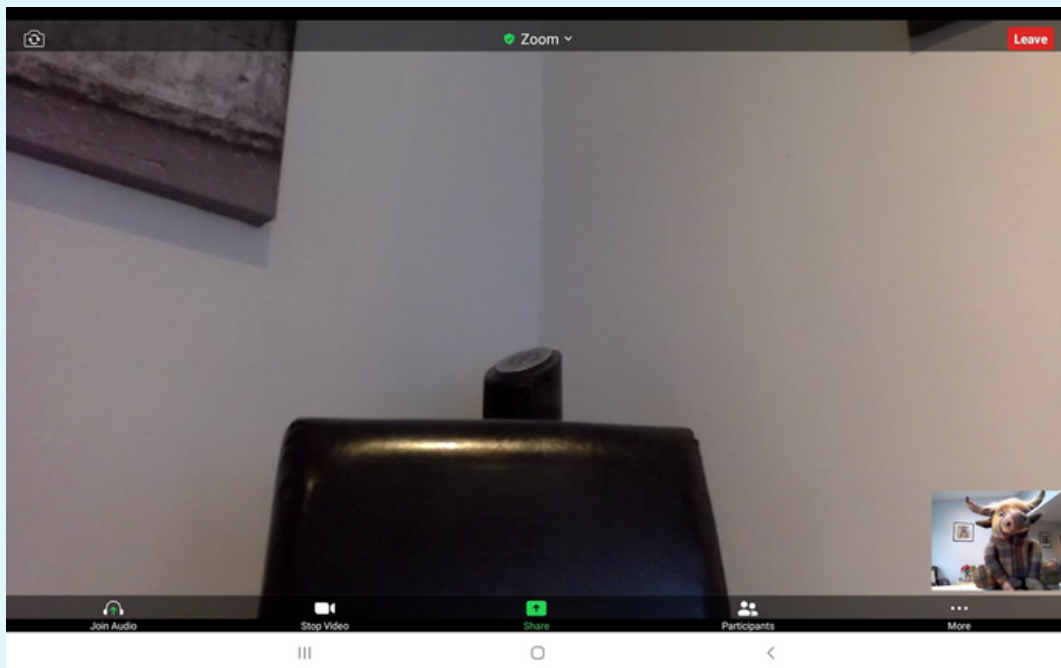
Tap on the blue joining link. This will automatically open Zoom and add you to the meeting.



You will now be shown a video preview. Tap 'Join with Video' or 'Join without Video'.



Once you join, tap 'Join Audio' and then 'WIFI'. This will allow others to hear you.



You are now making a Zoom call! You can turn your microphone and camera on/off at the bottom (tap in the middle of the screen to make them appear) and can leave the call by tapping the red 'Leave' button.

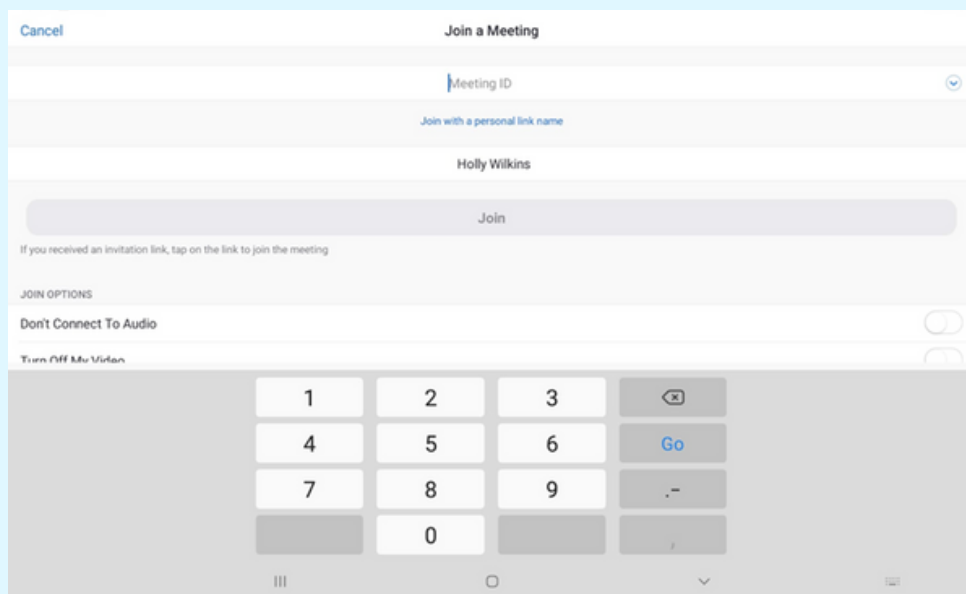
An alternative way to join a zoom meeting is by using the above meeting ID and passcode. To do this, open zoom on your device.

Tap 'Join'.



Join

Enter the personal meeting ID and tap 'join'.



Enter the passcode and tap 'OK'. This will take you to the video preview (as mentioned in the previous method).

