

A Guide to Setting up Zoom



Included in this guide:

- What is Zoom?
- How to Download Zoom
- How to Create a Zoom Account

What is Zoom?

Zoom is a free app that allows us to make video calls with our friends, family, and support networks. At Carers Leeds, we run some of our support groups on Zoom as it is a quick way to connect with others. You can download Zoom on to your computer and tablet (or even your phone!).

If you have any further questions, please feel free to contact 0113 380 4300 for more support.

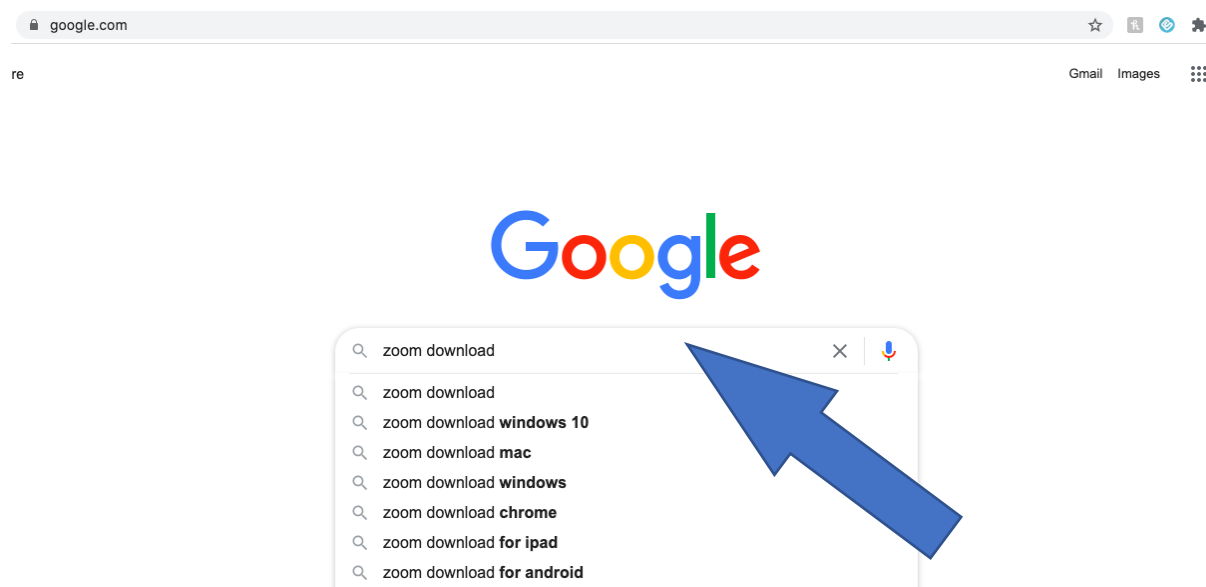


How to Download Zoom

1. Open your web browser. This might be Google chrome:



2. Type into Google 'Zoom download' and press enter.



3. Click on the 'Download Center' – Zoom link.

zoom download

All Videos News Books Images More Settings Tools

About 1,830,000,000 results (0.51 seconds)

https://zoom.us › download

[Download Center - Zoom](#)

Zoom is the leader in modern enterprise video communications, with an easy, reliable cloud platform for video and audio conferencing, chat, and webinars ...

[Download Zoom](#)

Zoom is the leader in modern enterprise video ...

[More results from zoom.us »](#)

People also ask

How do I download Zoom?

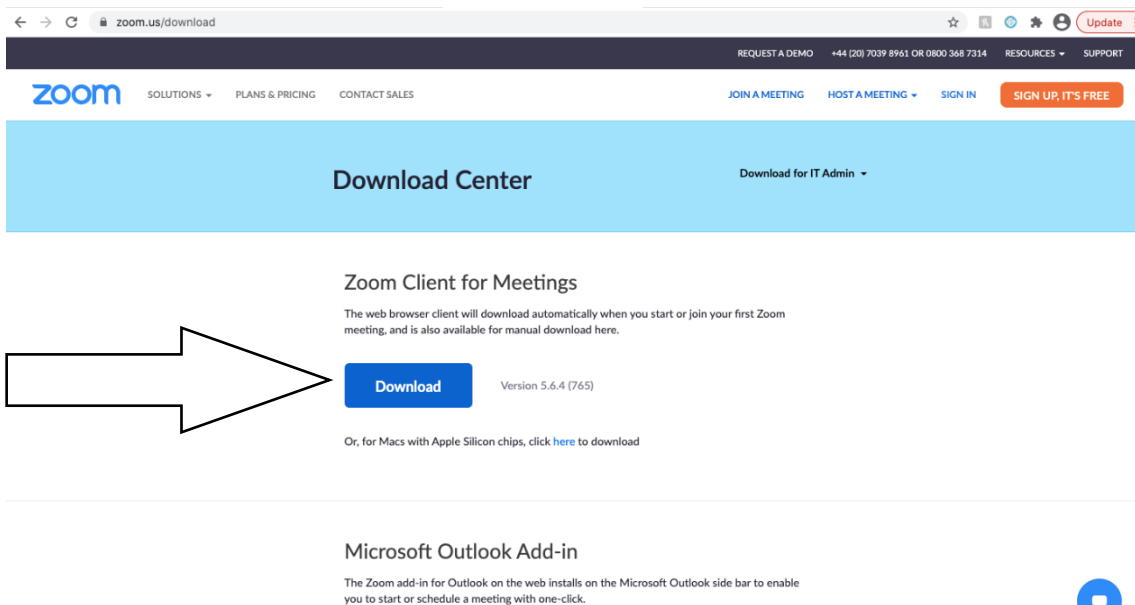
How do I get zoom on my computer?

Is Zoom free to download?

How do I download and install zoom?

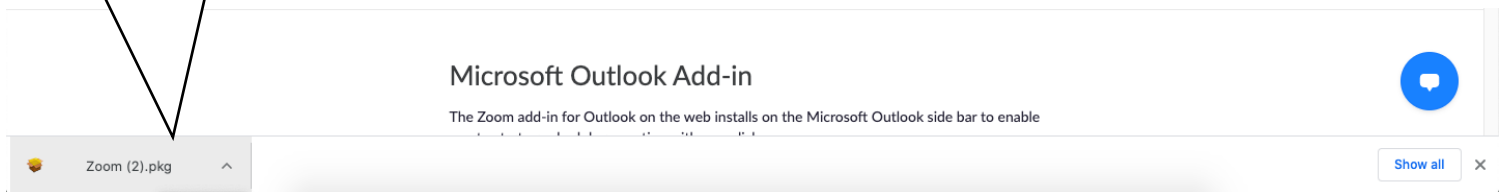

Feedback

5. Click the blue 'Download' button.



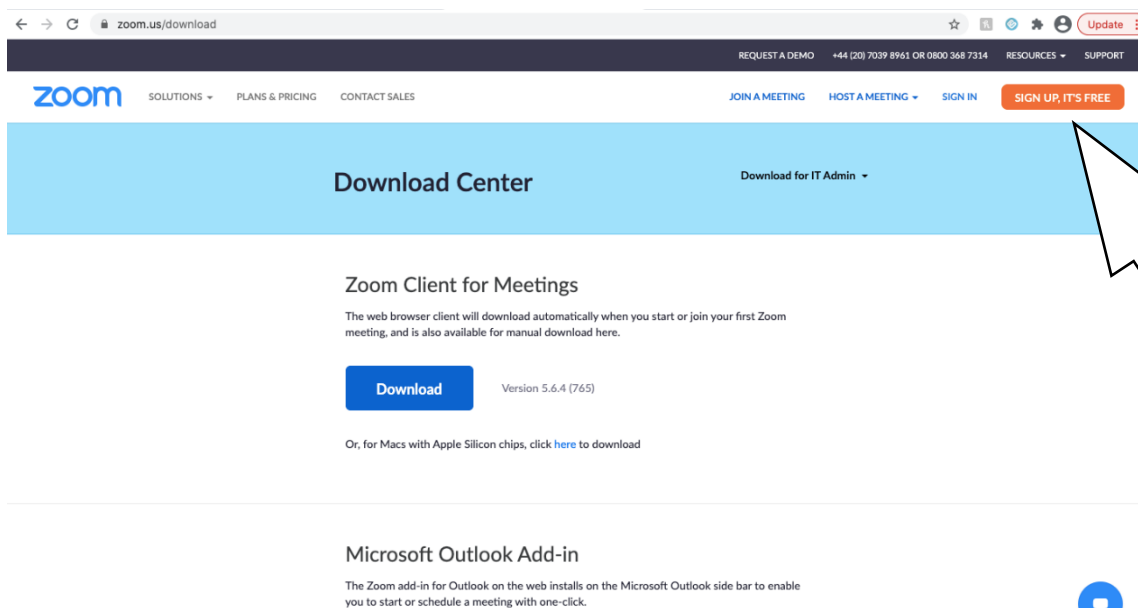
The screenshot shows the Zoom website's download page. At the top, there is a navigation bar with the Zoom logo and links for SOLUTIONS, PLANS & PRICING, CONTACT SALES, JOIN A MEETING, HOST A MEETING, SIGN IN, and SIGN UP, IT'S FREE. Below this is a large blue banner with the text "Download Center" and a link for "Download for IT Admin". The main content area is titled "Zoom Client for Meetings" and includes a paragraph explaining that the web browser client will download automatically. A large blue "Download" button is prominently displayed, with a white arrow pointing to it from the left. To the right of the button, it says "Version 5.6.4 (765)". Below the button, there is a link for "Or, for Macs with Apple Silicon chips, click here to download". At the bottom of the page, there is a section for "Microsoft Outlook Add-in" with a brief description and a small blue icon.

6. This will bring up the Zoom installation software at the bottom of your browser. Click on the installation box to begin the download.



How to Create a Zoom Account

1. Once Zoom has downloaded, go back to the Zoom page on your browser and click the 'Sign up, it's Free' button.



2. Enter your date of birth, then click 'Continue'.

For verification, please confirm your date of birth.

Jan 1 1901 [Continue](#)


This data will not be stored

3. Click 'Agree and Proceed' to accept cookies, then click 'Close'.

About Cookies on This Site zoom

Cookies are important to the proper functioning of a site. To improve your experience, we use cookies to remember log-in details and provide secure log-in, collect statistics to optimize site functionality, and deliver content tailored to your interests. Click Agree and Proceed to accept cookies and go directly to the site or click on View Cookie Settings to see detailed descriptions of the types of cookies and choose whether to accept certain cookies while on the site.


[Agree and Proceed](#) [View Cookie Settings](#)

[Privacy Policy](#) Powered by:  TRUSTe

Preferences Submitted zoom


You have successfully updated your cookie preferences.

[Close](#)

[Privacy Policy](#) Powered by:  TRUSTe

4. Enter your email address and click 'Sign Up'.

SIGN UP FREE
Meetings and Chat for free






Already have an account? [Sign In](#)

Email address

By signing up, I agree to the Zoom's Privacy Statement and Terms of Service.

[Sign Up](#)

Or sign in with

 SSO  Google  Facebook

Zoom is protected by reCAPTCHA and their Privacy Policy and Terms of Service apply.


- Zoom will now send you an activation email. Go to your email via your web browser.

Activation Email Sent!

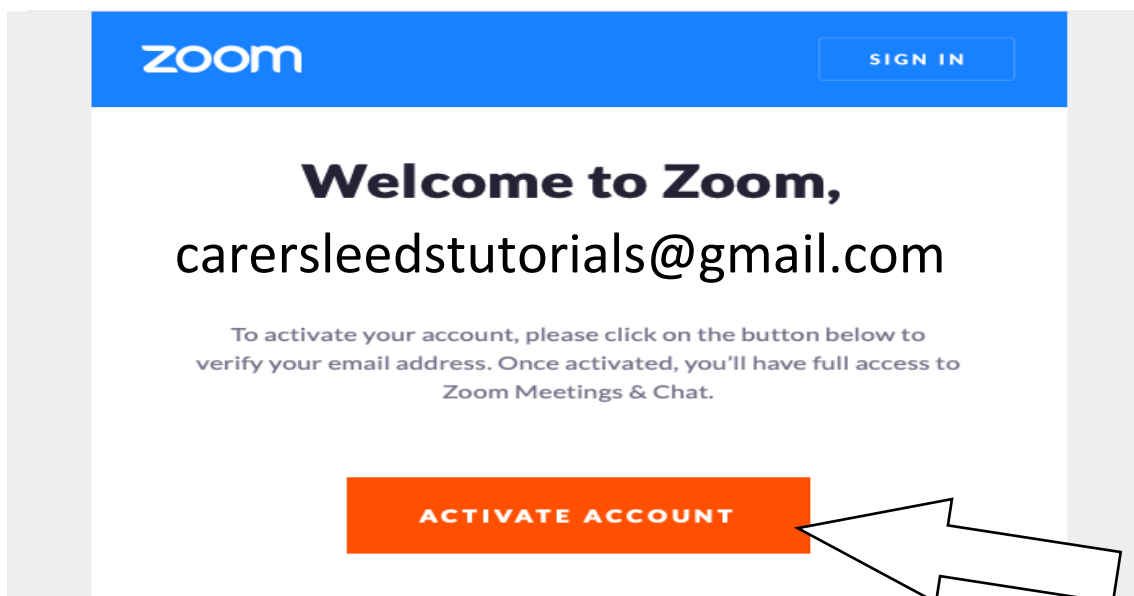
We've sent an email to carersleedstutorials@gmail.com.
Click the confirmation link in that email to begin using Zoom.

if you did not receive the email,

[Resend another email](#)



- Open the email from Zoom in your inbox and click the orange 'Activate Account' button.



- Enter your full name and create a password. This must have at least eight characters, one letter, one

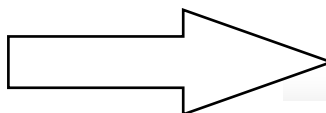
number, one capital, and one symbol. Click the orange 'Continue' button.

Welcome to Zoom

Hi, **Holly Wilkins**. Your account has been successfully created. Please list your name and create a password to continue.

Are you signing up on behalf of a primary or secondary (K-12) institution?
 Yes No

By signing up, I agree to the [Privacy Policy](#) and [Terms of Service](#).




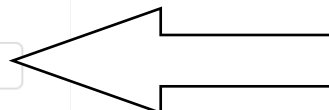
8. Click 'Skip this step'.

Don't Zoom Alone.

Invite your colleagues to create their own free Zoom account today! [Why invite?](#)

[Add another email](#)

I'm not a robot 



9. Click 'Go to My Account'.

Start your test meeting.

Excellent! Now it's time to start meeting.


Your personal meeting url:

<https://us05web.zoom.us/j/6182811093?>

[pwd=RUM5bHJjOXZNb1JodG9nRUtrUFdIZz09](https://us05web.zoom.us/j/6182811093?pwd=RUM5bHJjOXZNb1JodG9nRUtrUFdIZz09)

Start Meeting Now

Go to My Account



10. Open the Zoom application on your laptop/computer and log-in using the details you created your account with.