

A Guide to Setting up Zoom



Included in this guide:

- What is Zoom?
- How to Create a Zoom Account

What is Zoom?

Zoom is a free app that allows us to make video calls with our friends, family, and support networks. At Carers Leeds, we run some of our support groups on Zoom as it is a quick way to connect with others. You can download Zoom on to your computer and tablet (or even your phone!).

If you have any further questions, please feel free to contact 0113 380 4300 for more support.

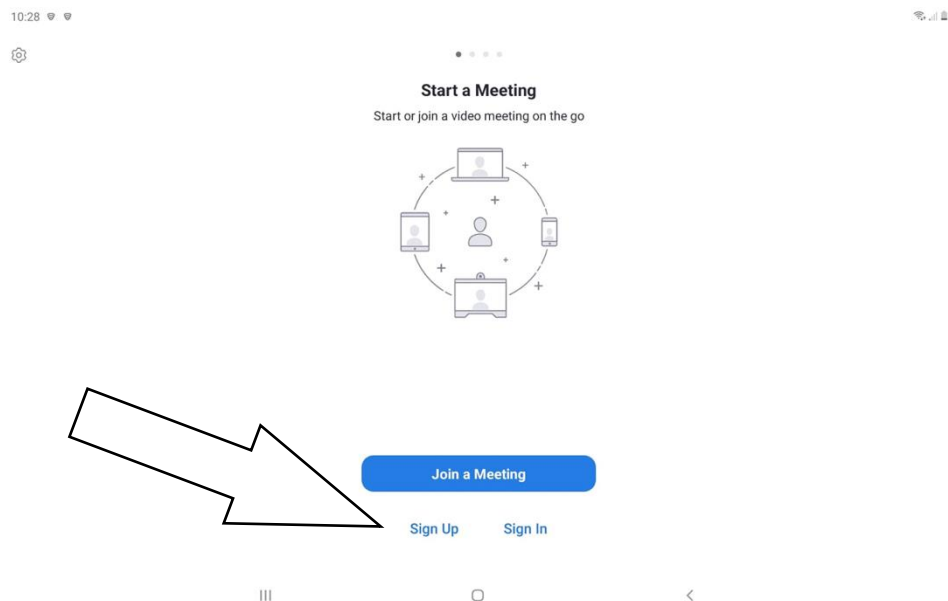


How to Create a Zoom Account

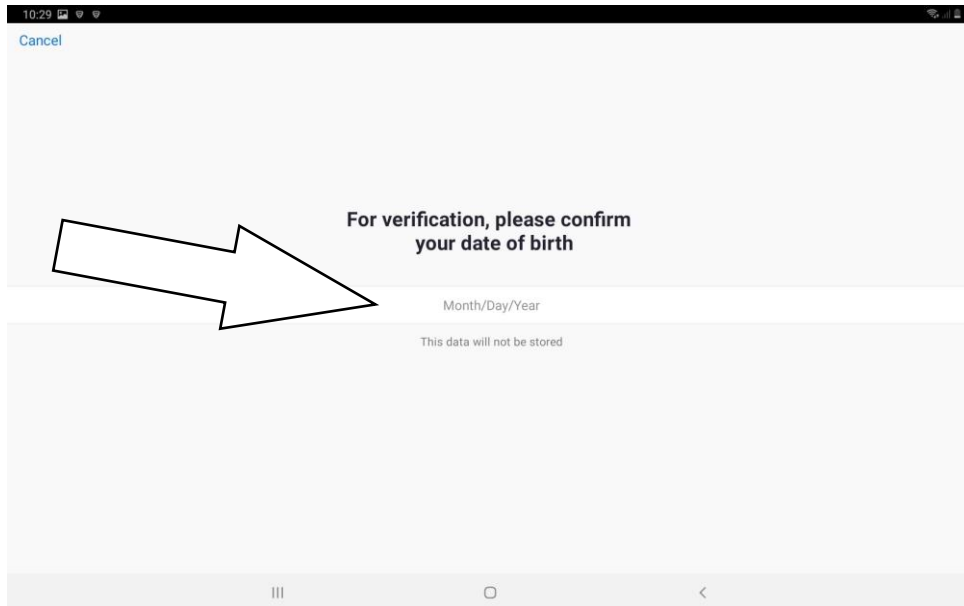
1. Open Zoom on your device.



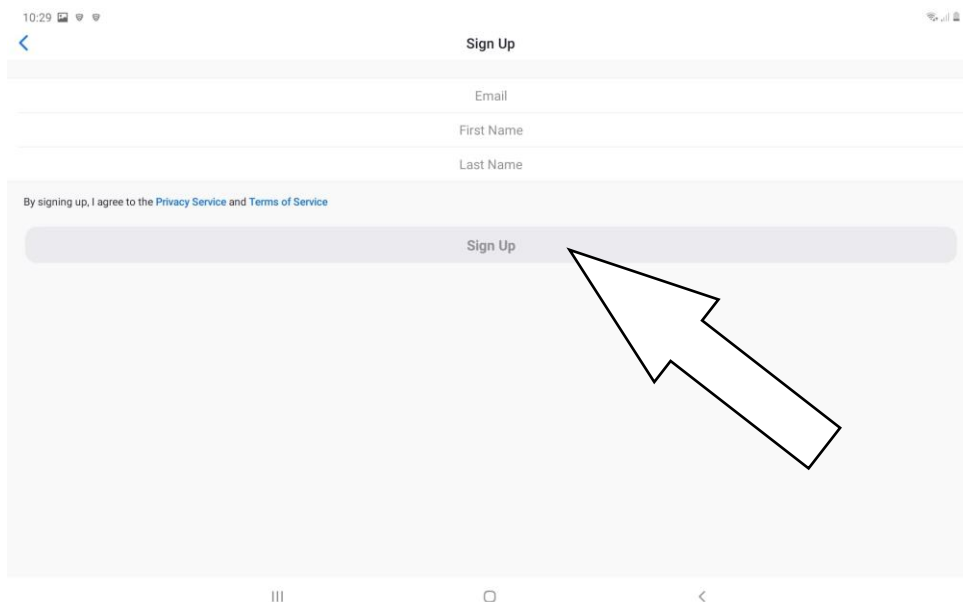
2. Tap 'Sign Up' to create a free account.



3. Tap on 'Month/Date/Year' and enter your date of birth. Tap + and - to change the date.



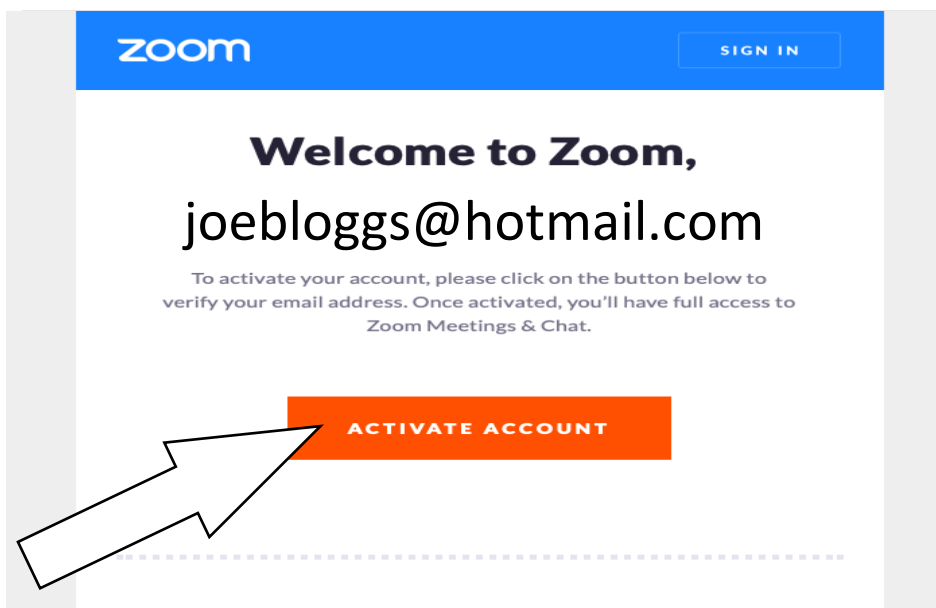
4. Tap in each box to enter your email address and name. Then tap the 'Sign Up'.



5. Zoom will now send you a verification email. Open email on your device.



6. Open the 'Please Activate your Account' email from Zoom and tap the 'ACTIVATE ACCOUNT' button. This will automatically take you to the sign-up page.



7. Enter your full name and create a password. This must have at least eight characters, one letter, one number, one capital, and one symbol. Then tap the orange 'Continue' button.

Welcome to Zoom

Hi, Holly Wilkins. Your account has been successfully created. Please list your name and create a password to continue.

Are you signing up on behalf of a primary or secondary (K-12) institution?
 Yes No


By signing up, I agree to the [Privacy Policy](#) and [Terms of Service](#).

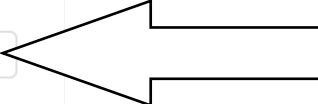
8. Tap 'Skip this step'.

Don't Zoom Alone.

Invite your colleagues to create their own free Zoom account today! [Why invite?](#)

[Add another email](#)

I'm not a robot 

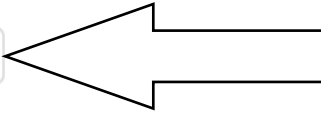


9. Tap 'Go to My Account'. You now have a Zoom account!

Start your test meeting.

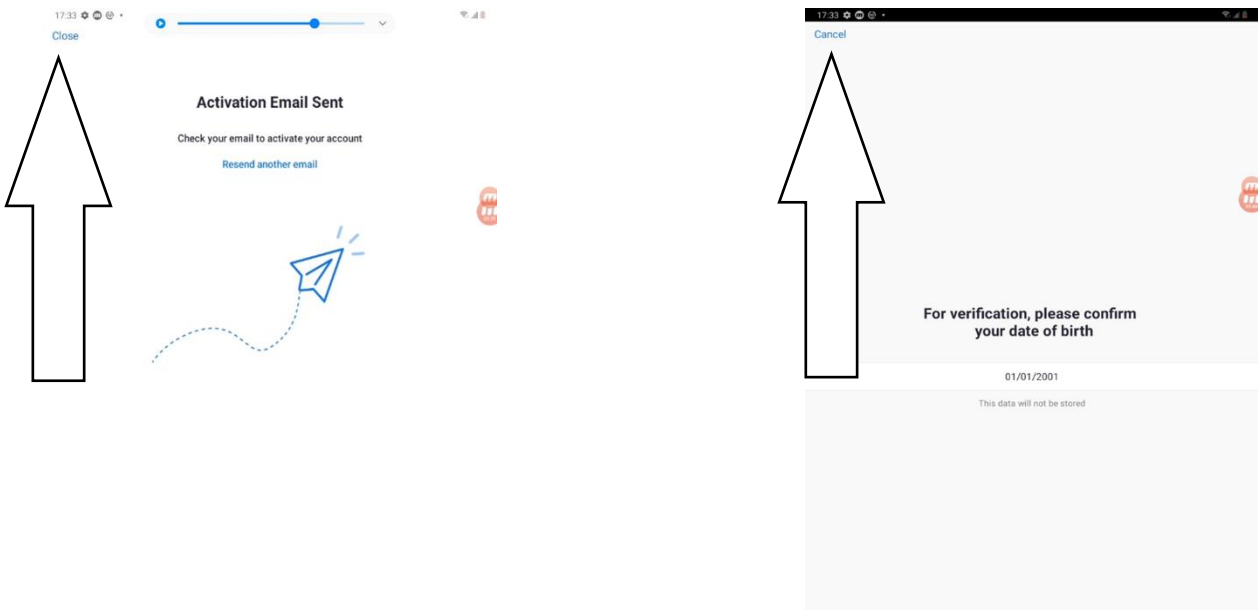
Excellent! Now it's time to start meeting.

Your personal meeting url:
[https://us05web.zoom.us/j/6182811093?
pwd=RUM5bHJjOXZNb1JodG9nRUtrUFdlZz09](https://us05web.zoom.us/j/6182811093?pwd=RUM5bHJjOXZNb1JodG9nRUtrUFdlZz09)



10. Come out of your emails and go back to the Zoom app.

11. Tap 'Close' and then 'Cancel'.



12. Tap 'Sign In' and enter the email and password you just used to create your account. Tap 'Sign In'.

