

A Guide to Carers Leeds

Working together to support carers

Joining Zoom Meetings

Included in this guide:

- What is Zoom?
- How to Join a Zoom Meeting via Joining Link
- How to Join a Zoom Meeting via Meeting ID and Passcode

What is Zoom?

Zoom is a free app that allows us to make video calls with our friends, family, and support networks. At Carers Leeds, we run some of our support groups on Zoom as it is a quick way to connect with others. You can download Zoom on to your computer and tablet (or even your phone!).

If you have any further questions, please feel free to contact 0113 380 4300 for more support.



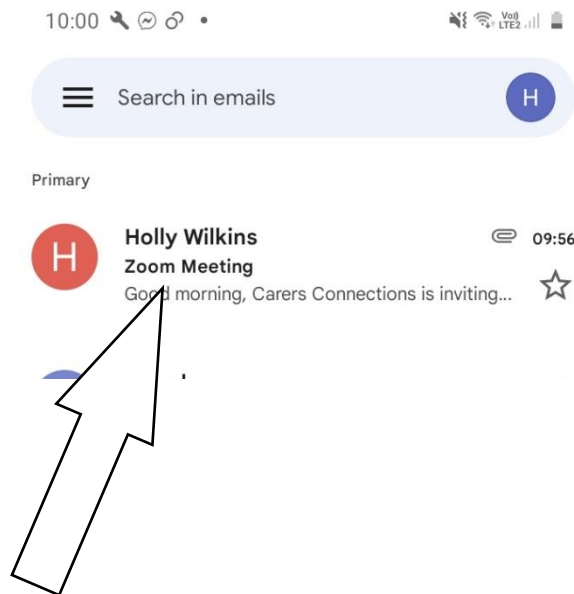
How to Join a Zoom Meeting via Joining Link

Prior to a Zoom meeting, the host will share the joining details with you (usually by email). One way to join a Zoom meeting is by clicking on a joining link.

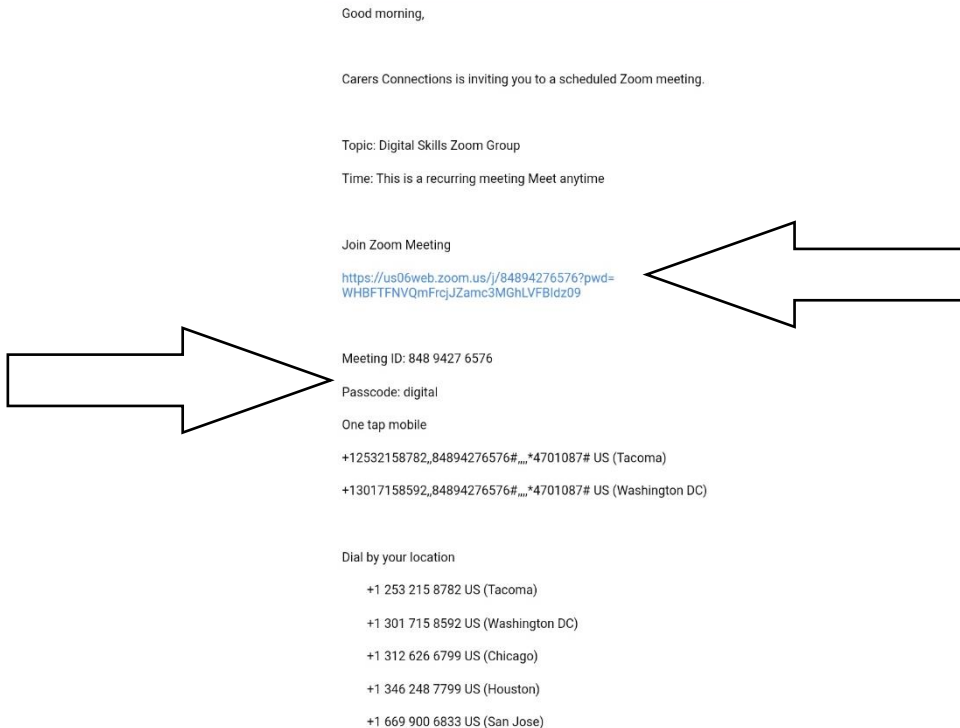
1. Open emails on your device. This is usually located in the Google folder.



2. Open the email from the meeting host by tapping on it.



3. Tap on the blue joining link in the email. This will automatically add you to the meeting. (Go to step 5 on page 5).



Good morning,

Carers Connections is inviting you to a scheduled Zoom meeting.

Topic: Digital Skills Zoom Group

Time: This is a recurring meeting Meet anytime

Join Zoom Meeting

<https://us06web.zoom.us/j/84894276576?pwd=WHBFTFNVMFrjJZamc3MGhLVFBldz09>

Meeting ID: 848 9427 6576

Passcode: digital

One tap mobile

+12532158782,84894276576#,,,*4701087# US (Tacoma)

+13017158592,84894276576#,,,*4701087# US (Washington DC)

Dial by your location

- +1 253 215 8782 US (Tacoma)
- +1 301 715 8592 US (Washington DC)
- +1 312 626 6799 US (Chicago)
- +1 346 248 7799 US (Houston)
- +1 669 900 6833 US (San Jose)

How to Join a Zoom Meeting via Meeting ID and Passcode

You can also join Zoom meetings using a Meeting ID and passcode (see above) – you can choose which way works best for you.

Zoom Meetings

1. Open Zoom on your device.

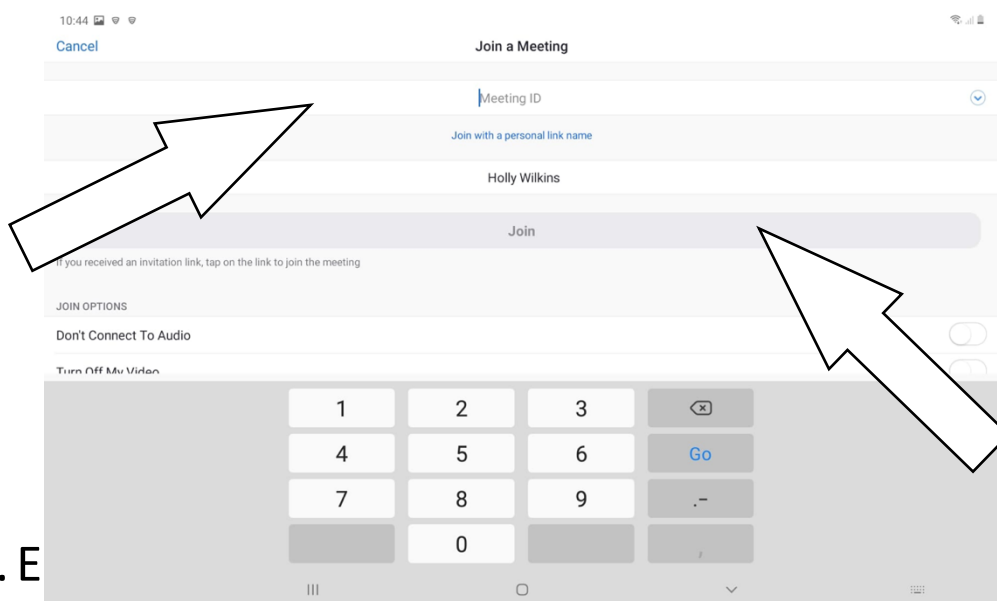


2. Tap the 'Join' button.



Join

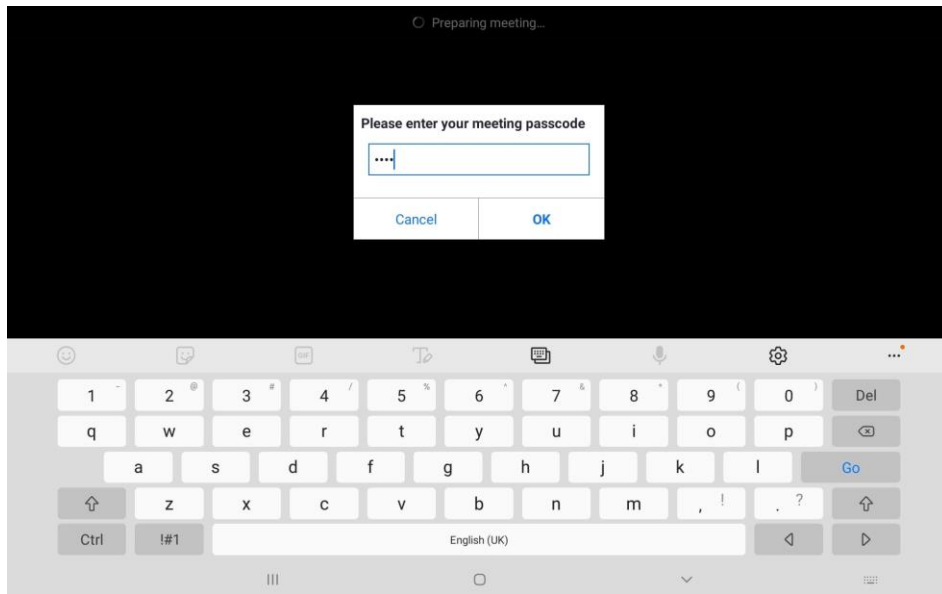
3. Enter the Personal Meeting ID then click 'join'.



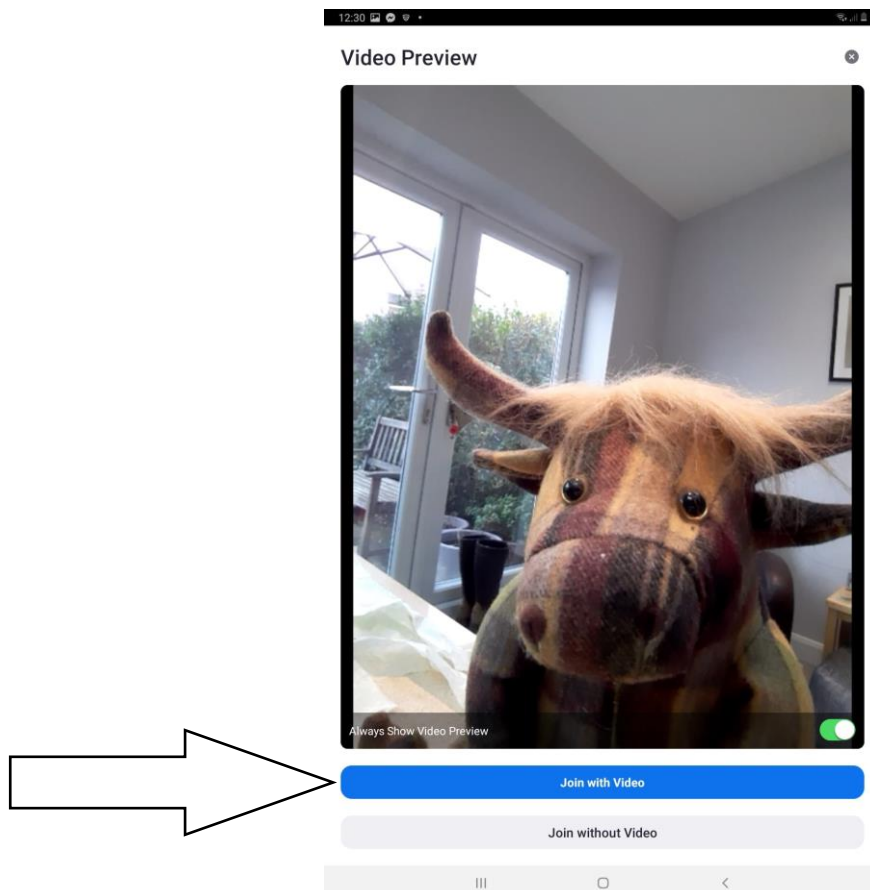
4. E

OK'.

Zoom Meetings



5. Click 'Join with Video' or 'Join without Video'.

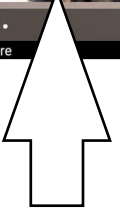
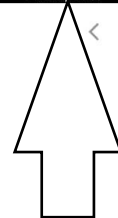
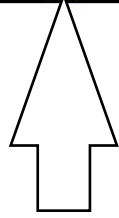
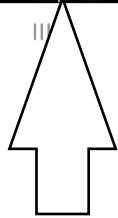
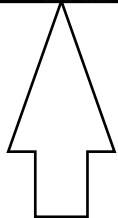
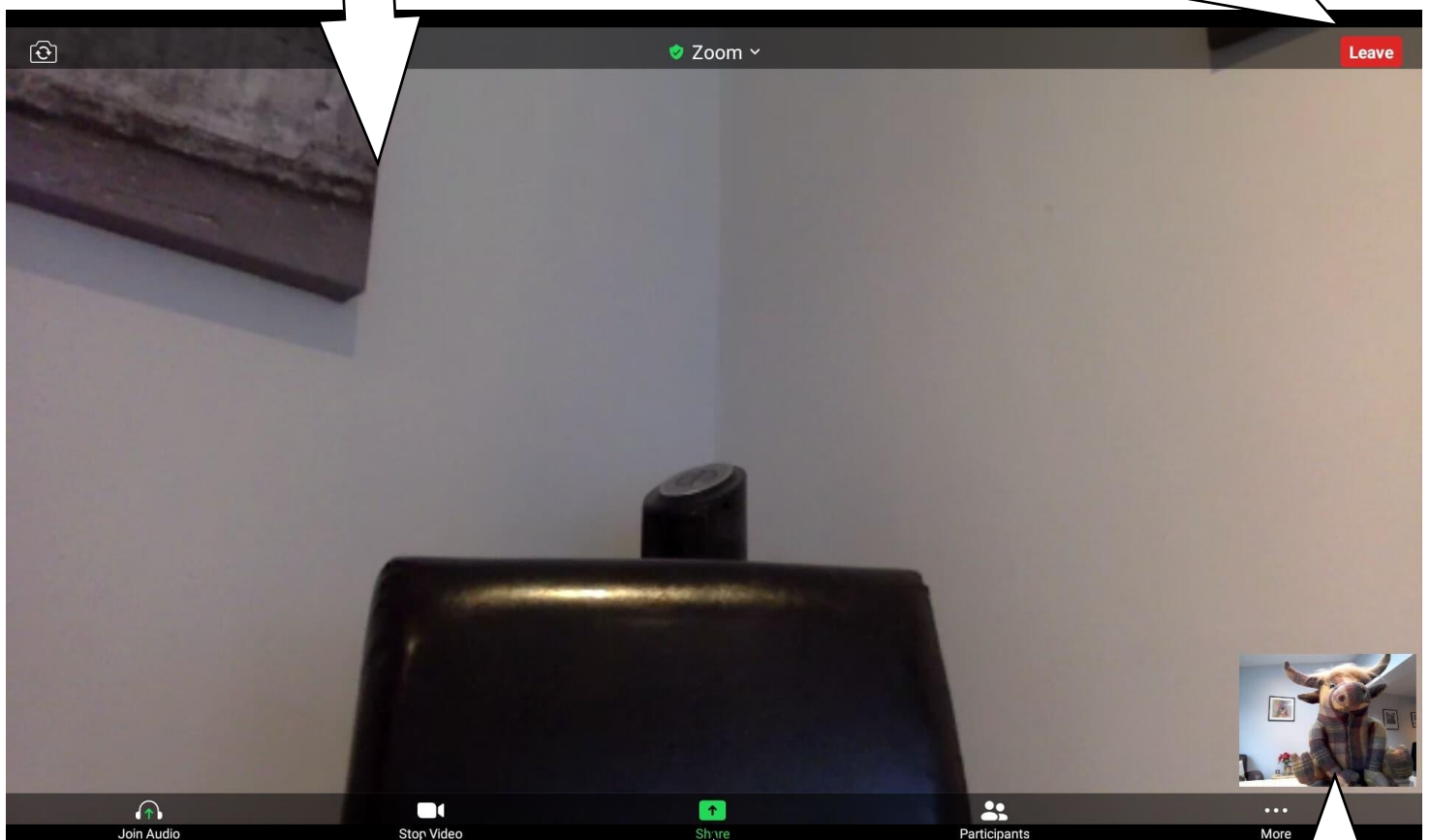


Zoom Meetings

6. You are now in a Zoom meeting! To see the below options, tap the middle of your screen.

Other member/members of
the call

Leave the call here



You

Join audio here

Turn your
camera
on/off
here

Share/stop
sharing
your
screen
here

See list of
all meeting
members
here

Mute/unmute
here