

A Guide to Messenger



Included in this guide:

- What is Messenger?
- Setting up Messenger
- Making/Receiving Calls on Messenger

What is Messenger?

Facebook Messenger is a free app which allows you to send and receive messages, photos, and calls with friends and family members who also have Messenger. Messenger is an app linked to Facebook, so if you have Facebook and want to chat to friends, you also need to have Messenger downloaded. To use Messenger, all you need to do is make a free account using an email address or mobile number (or log in with your Facebook details).

If you have any further questions, please feel free to contact 380 4300 for more support.

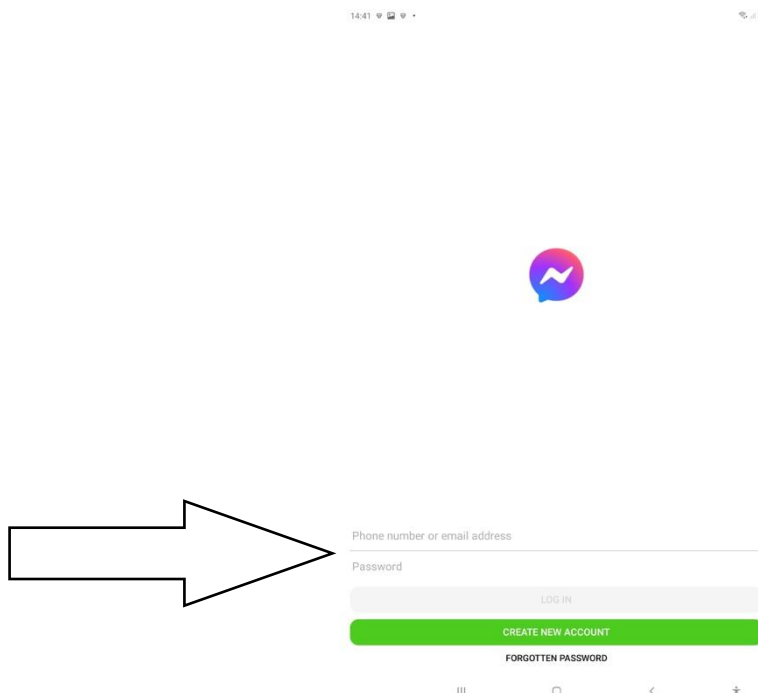


Setting up Messenger

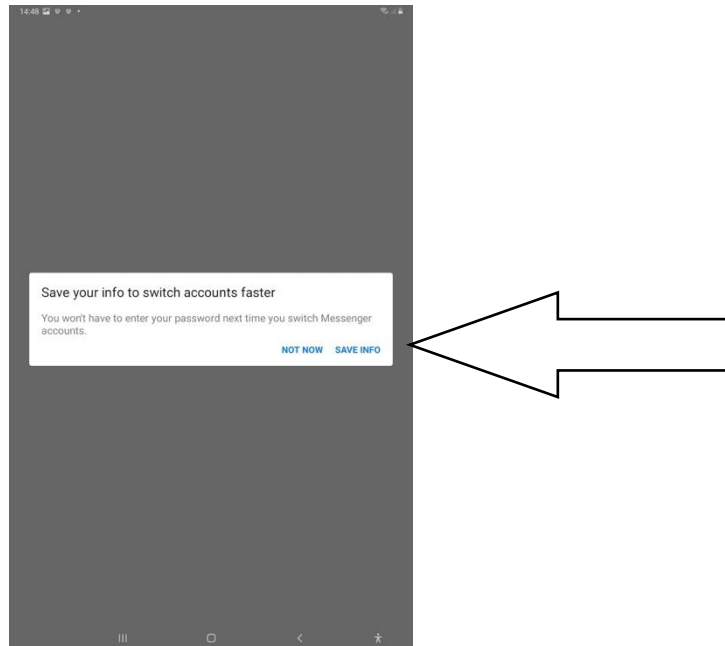
1. Open the messenger app on your device.



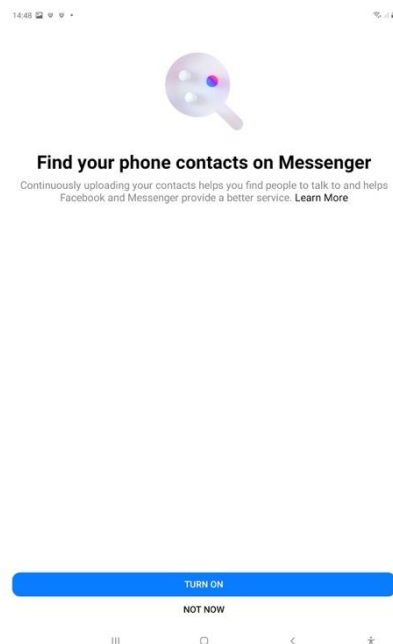
2. Tap 'Create Account' or enter the same details you use to log in to your Facebook account and tap 'Log in'.



3. If you want your device to save your log in details, tap 'Save Info'. Alternatively, tap 'Not Now'.



4. If you want to find any of your saved contacts on Messenger, tap 'Turn On'. Alternatively, tap 'Not Now'.



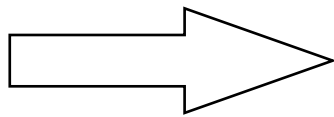
5. If you want to send SMS messages in Messenger tap 'OK'. Alternatively, tap 'Not Now'.

14:48 [status icons]



Send and receive SMS messages in Messenger

Stay up to date with all of your conversations in one place, and use stickers and chat heads. Your SMS conversations will appear separately in Messenger and can only be accessed on your phone. Standard text messaging rates apply.



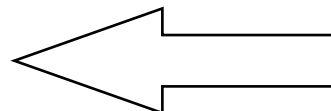
6. Tap 'OK'.

14:48 [status icons]



Your Page's messages are now available in Messenger

- Switch between accounts**
Seamlessly switch between your personal and Page accounts.
- Respond on the go**
Respond to your Page's messages on the go.
- You're in control**
Control when notifications are displayed for each account.



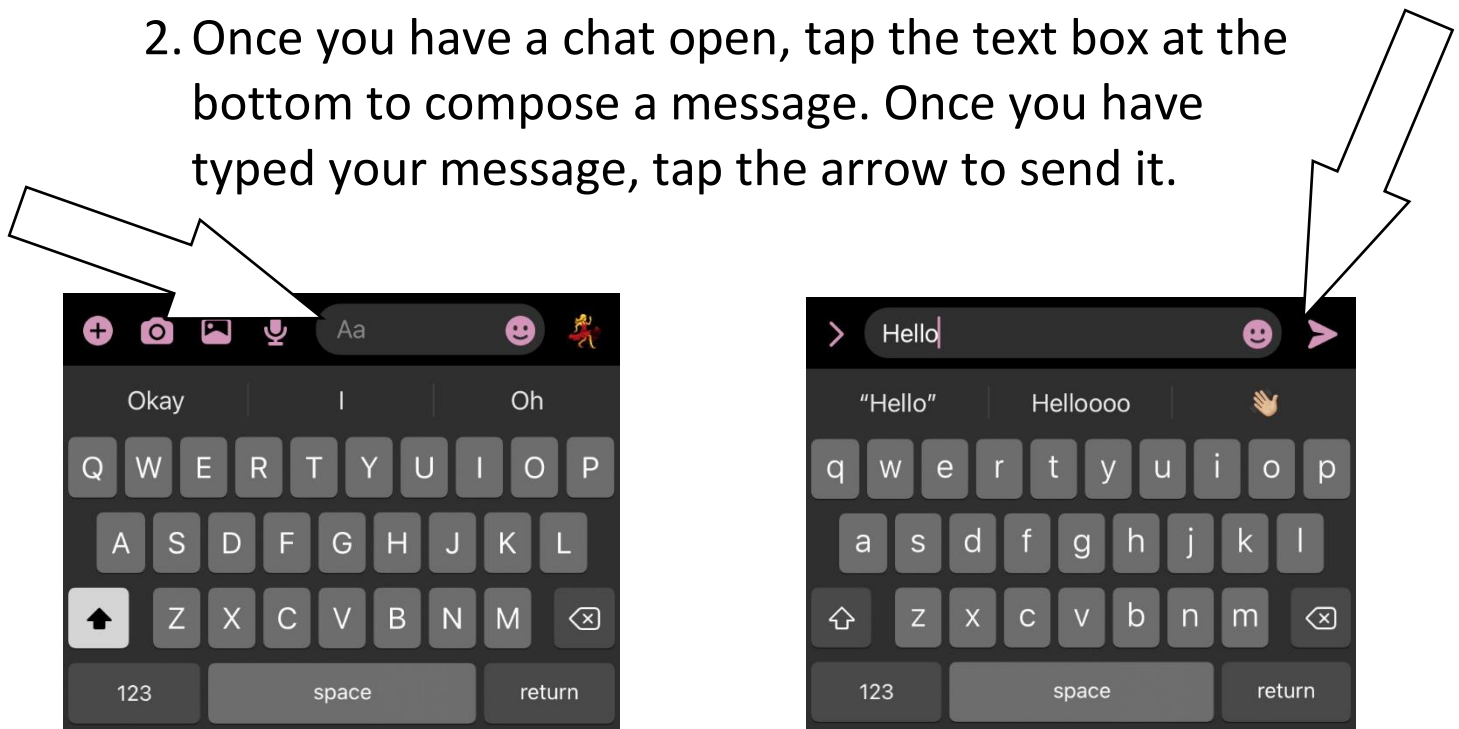
7. You are now on Messenger!

Sending Messages on Messenger

1. To find a person to chat to, tap the pencil icon to compose a new message and type their name to search for them.



2. Once you have a chat open, tap the text box at the bottom to compose a message. Once you have typed your message, tap the arrow to send it.

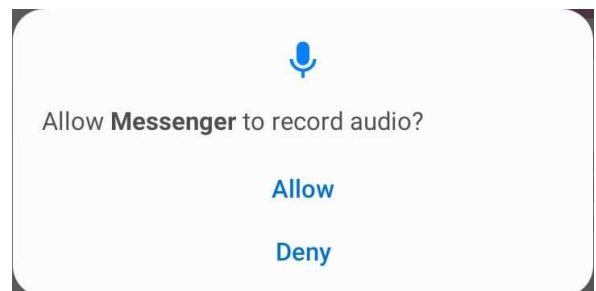
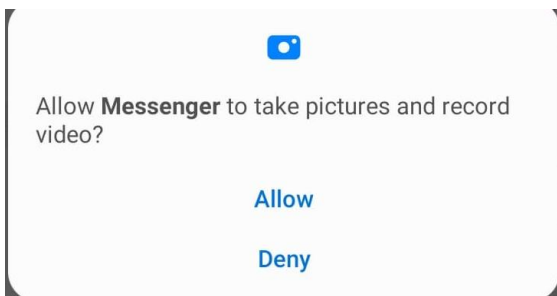


Making/Receiving Calls on Messenger

1. To make an audio call, tap the phone icon in a chat. To make a video call, tap the video icon.



2. When you call somebody for the first time, Messenger may show you these notifications. Tap 'Allow' for both.



3. To receive a call, tap the 'Accept' when your device rings – you are now making a call!

